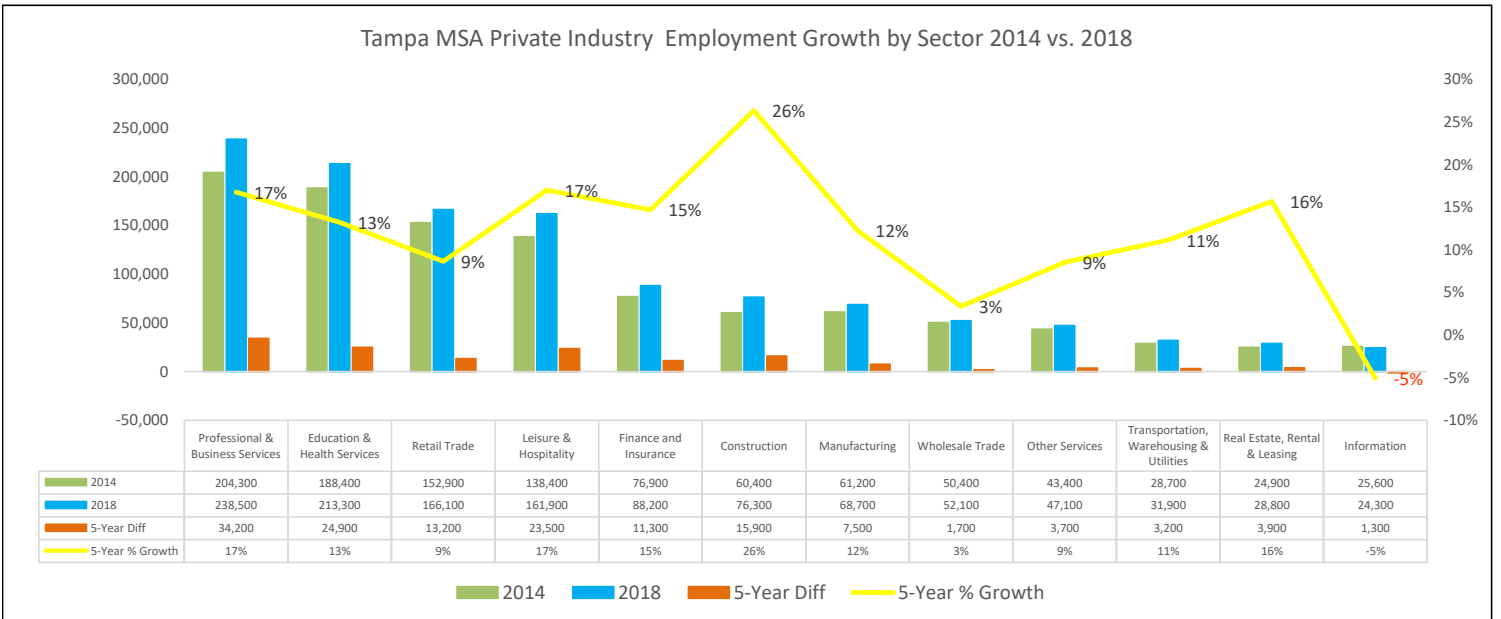
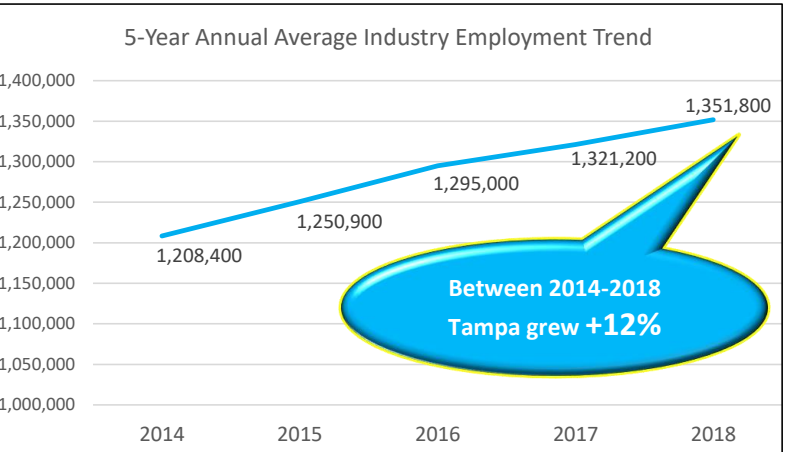
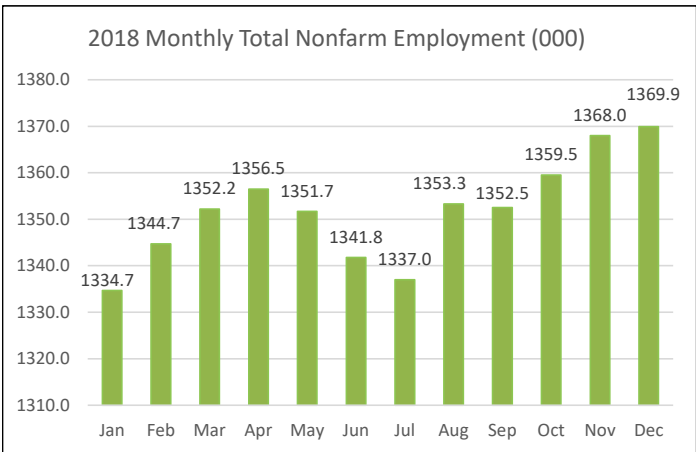
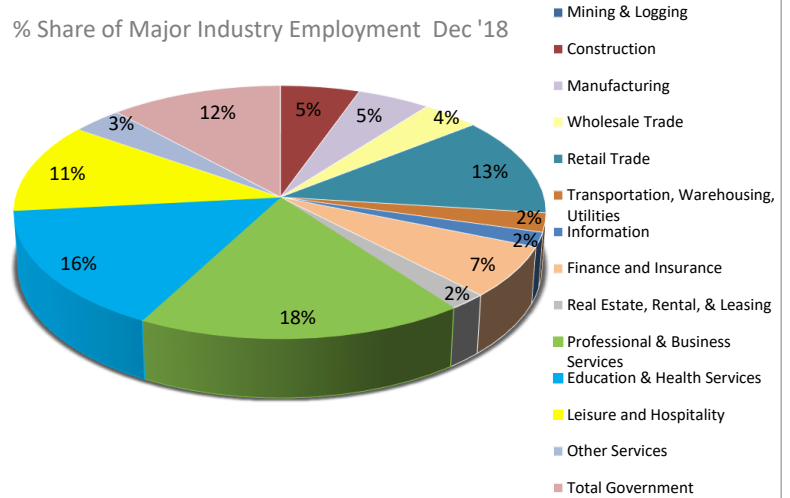


By the end of 2018, Tampa was among the top metro areas in the state of Florida with the largest job gains with 22,400 new jobs. The top industries gaining the most jobs were leisure and hospitality (7,800), education and health services (6,000) and construction (3,700). Between 2014-2018 total nonfarm employment grew +12%. Professional and business services and education and health services accounted for 30% of the job gains. In the past five years the construction industry showed the most growth of 26%.

TAMPA MSA MAJOR INDUSTRY EMPLOYMENT			
	Dec-17	Dec-18	% Chg
Mining & Logging	200	200	0.0%
Construction	72,500	76,200	5.1%
Manufacturing	67,100	69,700	3.9%
Wholesale Trade	53,200	51,300	-3.6%
Retail Trade	170,600	171,400	0.5%
Transportation, Warehousing, Utilities	32,600	34,400	5.5%
Information	24,800	24,600	-0.8%
Finance and Insurance	88,100	89,600	1.7%
Real Estate, Rental, & Leasing	28,100	29,100	3.6%
Professional & Business Services	240,900	243,100	0.9%
Education & Health Services	209,600	215,600	2.9%
Leisure and Hospitality	155,100	162,900	5.0%
Other Services	46,300	47,700	3.0%
Total Government	158,400	154,100	-2.7%
Total Jobs	1,347,500	1,369,900	1.7%

% Share of Major Industry Employment Dec '18



Source: U.S. Bureau of Labor Statistics/Florida DEO Not Seasonally Adjusted and subject to change