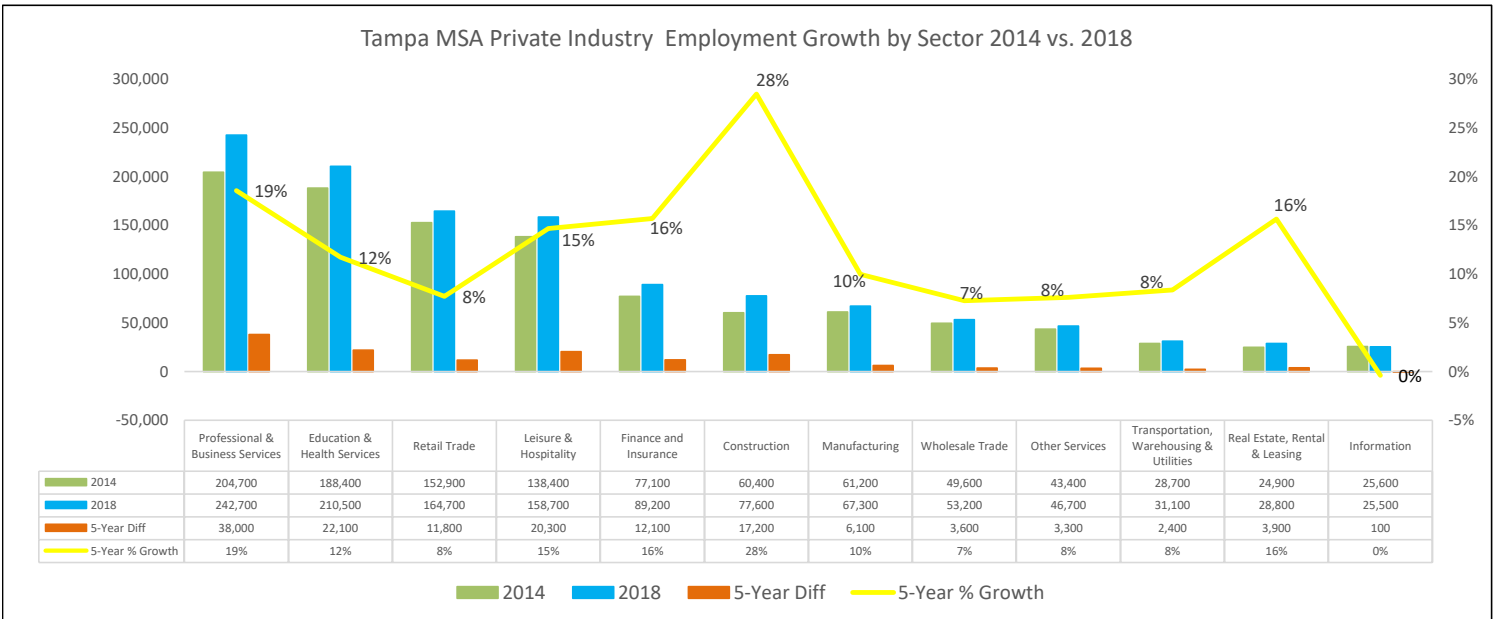
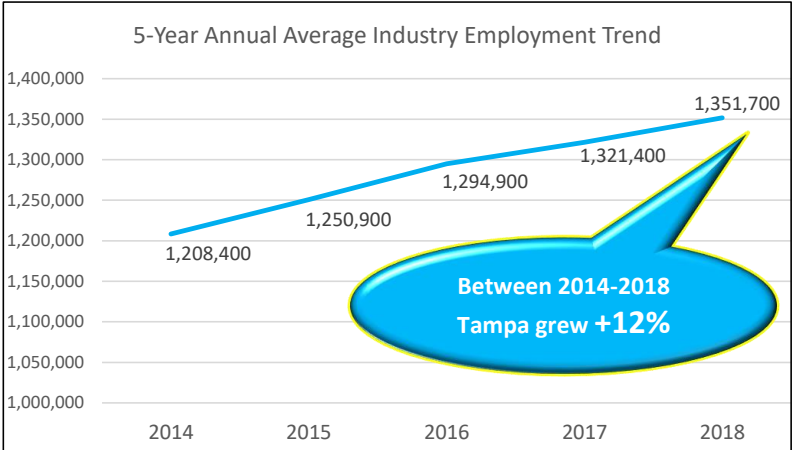
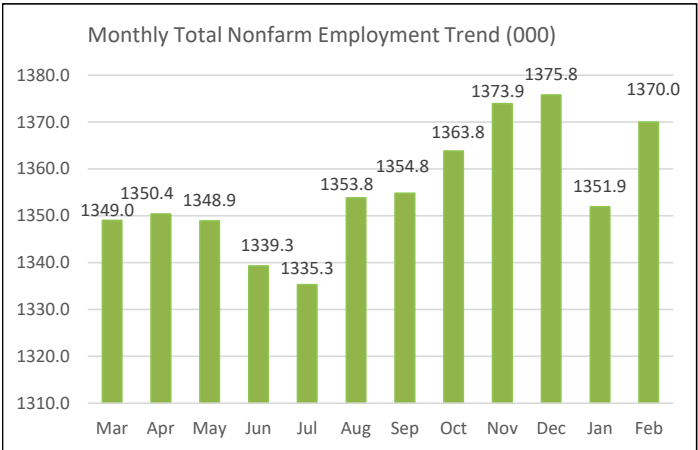
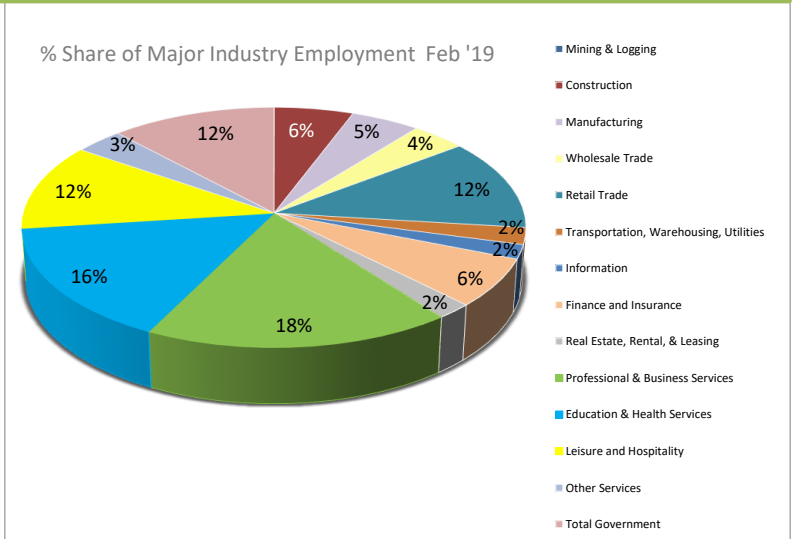


In February 2019, Tampa was among the top metro areas in the state of Florida with the largest job gains with 26,200 new jobs. The top industries gaining the most jobs over the year were professional and business services (8,500), leisure and hospitality (4,600) and education and health services (4,200). Professional and business services and education and health services account for 34% of the major industry share. Between 2014-2018 total nonfarm employment grew +12%, with the construction industry indicating the most growth of 28%.

TAMPA MSA MAJOR INDUSTRY EMPLOYMENT			
	Feb-18	Feb-19	% Chg
Mining & Logging	300	300	0.0%
Construction	76,300	79,700	4.5%
Manufacturing	66,700	68,100	2.1%
Wholesale Trade	52,900	52,800	-0.2%
Retail Trade	165,500	164,000	-0.9%
Transportation, Warehousing, Utilities	30,200	31,800	5.3%
Information	25,500	25,700	0.8%
Finance and Insurance	87,700	91,700	4.6%
Real Estate, Rental, & Leasing	27,500	28,500	3.6%
Professional & Business Services	238,500	247,000	3.6%
Education & Health Services	209,400	213,600	2.0%
Leisure and Hospitality	157,000	161,600	2.9%
Other Services	46,600	46,900	0.6%
Total Government	159,700	158,300	-0.9%
<b>Total Jobs</b>	<b>1,343,800</b>	<b>1,370,000</b>	<b>1.9%</b>



Source: U.S. Bureau of Labor Statistics/Florida DEO Not Seasonally Adjusted and subject to change