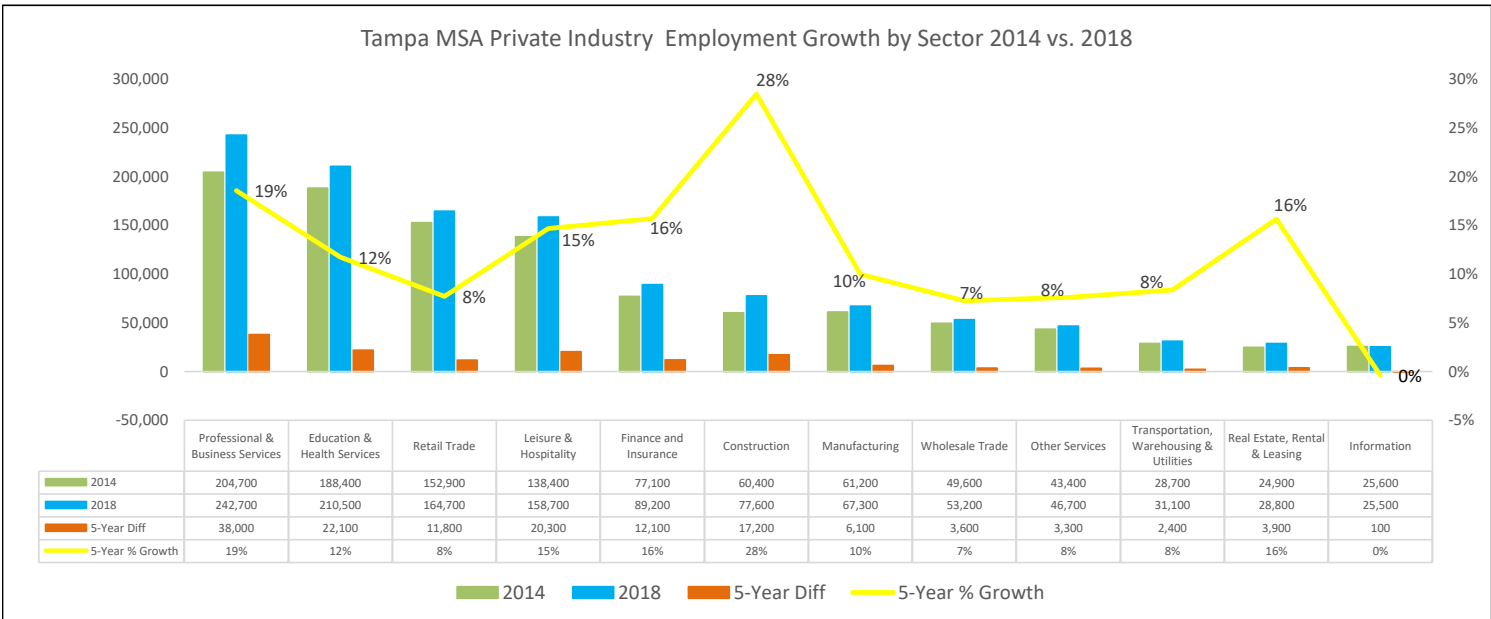
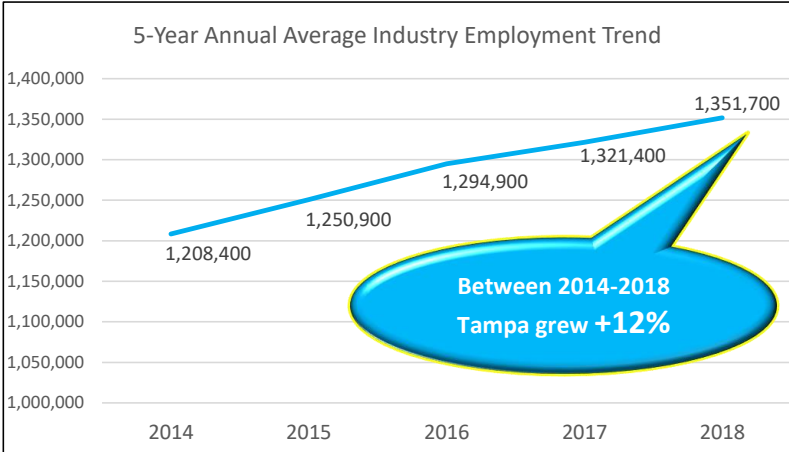
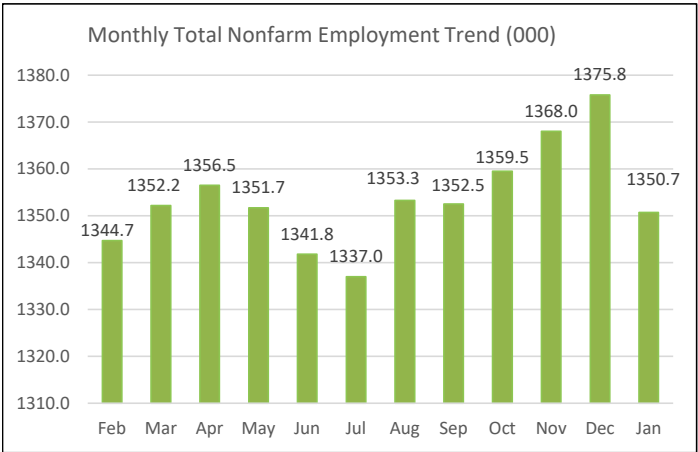
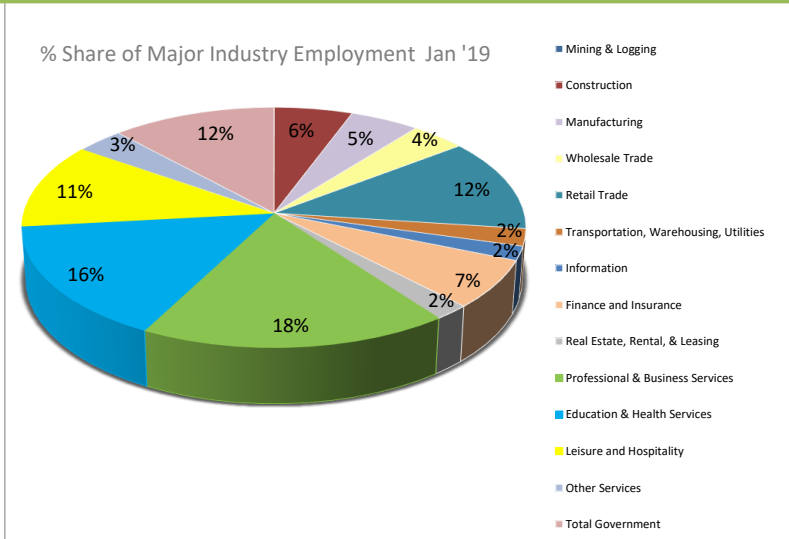


In January 2019, Tampa was among the top metro areas in the state of Florida with the largest job gains with 19,300 new jobs. The top industries gaining the most jobs over the year were professional and business services (5,900), finance and insurance (4,700) and leisure and hospitality (3,400). Professional and business services and education and health services account for 34% of the major industry share. Between 2014-2018 total nonfarm employment grew +12%, with the construction industry indicating the most growth of 28%.

TAMPA MSA MAJOR INDUSTRY EMPLOYMENT			
	Jan-18	Jan-19	% Chg
Mining & Logging	300	300	0.0%
Construction	74,700	77,900	4.3%
Manufacturing	66,400	67,500	1.7%
Wholesale Trade	52,800	52,100	-1.3%
Retail Trade	166,100	164,300	-1.1%
Transportation, Warehousing, Utilities	30,700	32,000	4.2%
Information	25,100	25,800	2.8%
Finance and Insurance	87,100	91,800	5.4%
Real Estate, Rental, & Leasing	27,300	27,800	1.8%
Professional & Business Services	237,200	243,100	2.5%
Education & Health Services	207,700	209,500	0.9%
Leisure and Hospitality	152,600	156,000	2.2%
Other Services	46,000	47,100	2.4%
Total Government	157,400	155,500	-1.2%
<b>Total Jobs</b>	<b>1,331,400</b>	<b>1,350,700</b>	<b>1.4%</b>



Source: U.S. Bureau of Labor Statistics/Florida DEO Not Seasonally Adjusted and subject to change