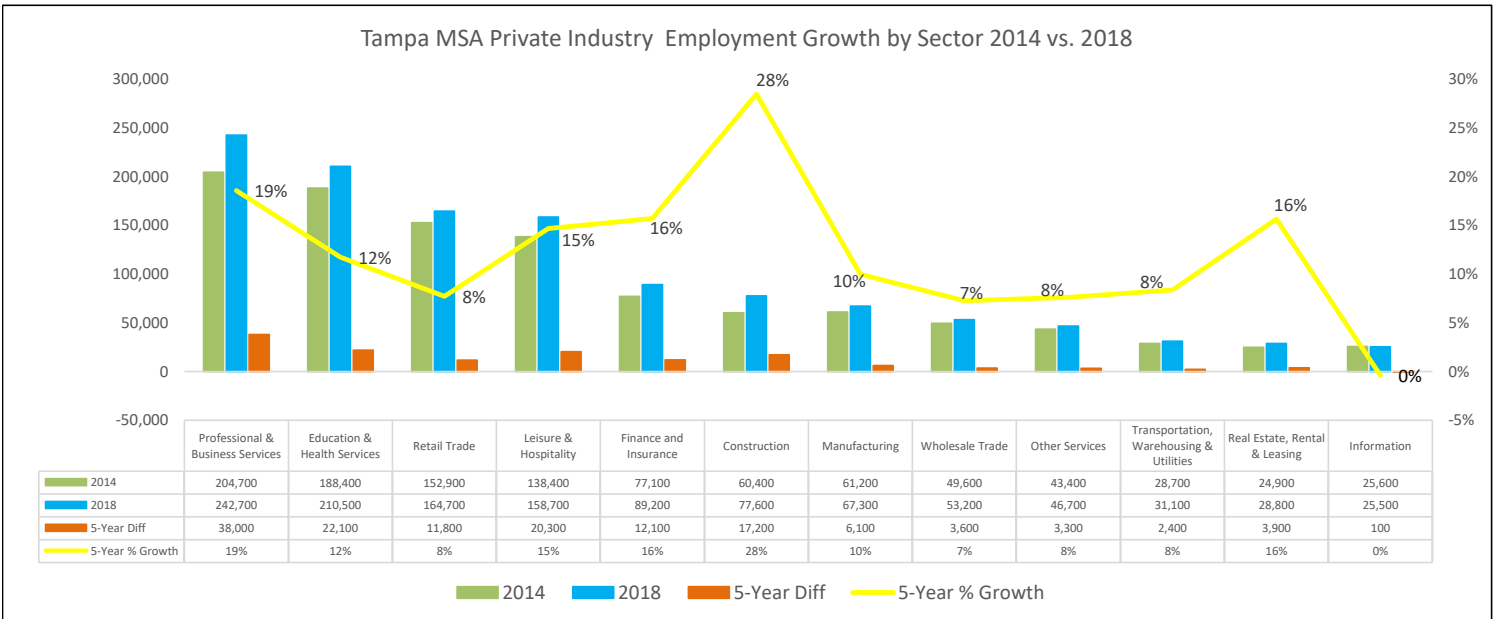
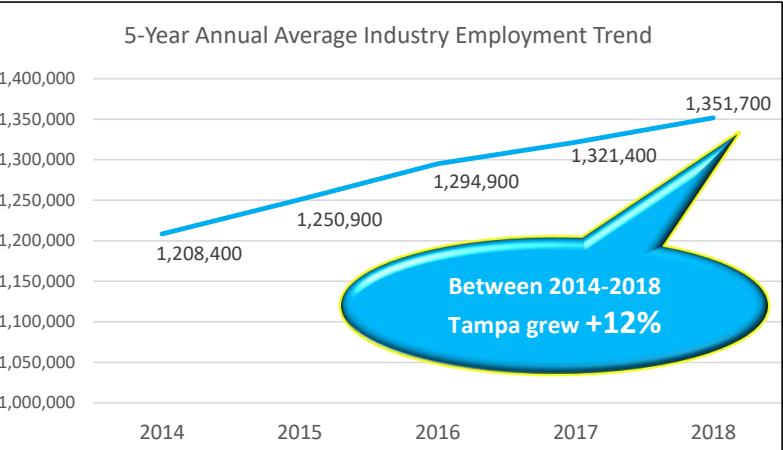
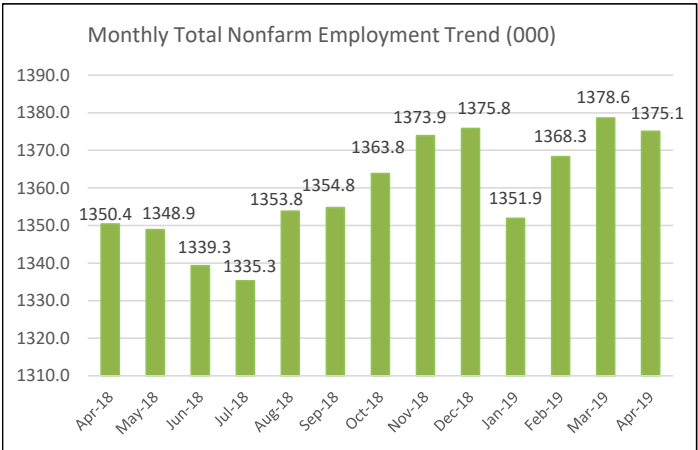
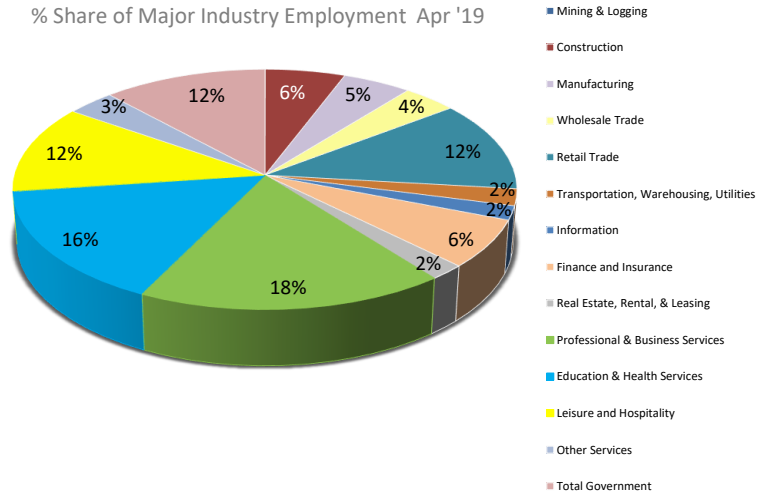


In April 2019, Tampa was among the top metro areas in the state of Florida with the largest job gains with 24,700 new jobs. The top industries gaining the most jobs over the year were professional and business services (7,700), leisure and hospitality (7,000) and finance and insurance (3,300). Professional and business services and education and health services account for 34% of the major industry share. Between 2014-2018 total nonfarm employment grew +12%, with the construction industry indicating the most growth of 28%.

TAMPA MSA MAJOR INDUSTRY EMPLOYMENT			
	Apr-18	Apr-19	% Chg
Mining & Logging	300	300	0.0%
Construction	77,400	79,500	2.7%
Manufacturing	66,800	68,600	2.7%
Wholesale Trade	52,900	54,100	2.3%
Retail Trade	164,600	162,500	-1.3%
Transportation, Warehousing, Utilities	30,400	32,100	5.6%
Information	25,400	25,400	0.0%
Finance and Insurance	87,600	90,900	3.8%
Real Estate, Rental, & Leasing	27,800	28,500	2.5%
Professional & Business Services	239,700	247,400	3.2%
Education & Health Services	210,500	212,600	1.0%
Leisure and Hospitality	160,700	167,700	4.4%
Other Services	46,900	46,700	-0.4%
Total Government	159,400	158,800	-0.4%
Total Jobs	1,350,400	1,375,100	1.8%

% Share of Major Industry Employment Apr '19



Source: U.S. Bureau of Labor Statistics/Florida DEO Not Seasonally Adjusted and subject to change