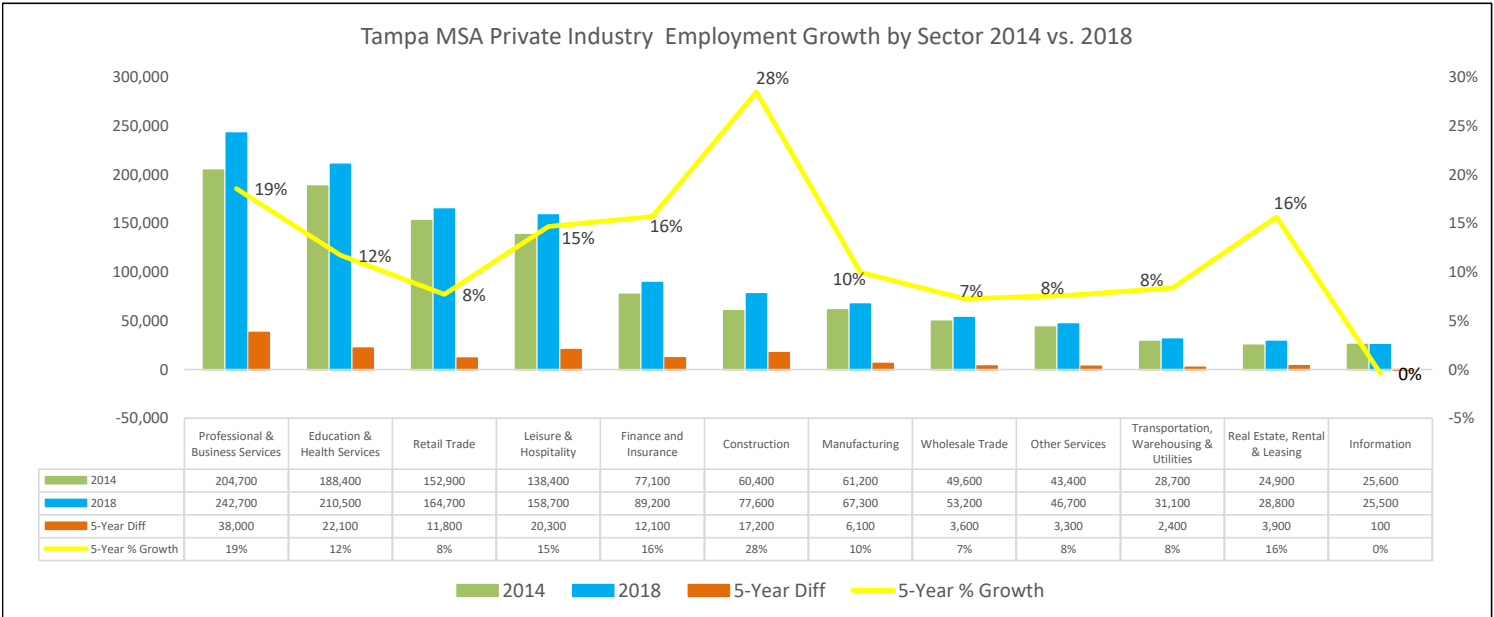
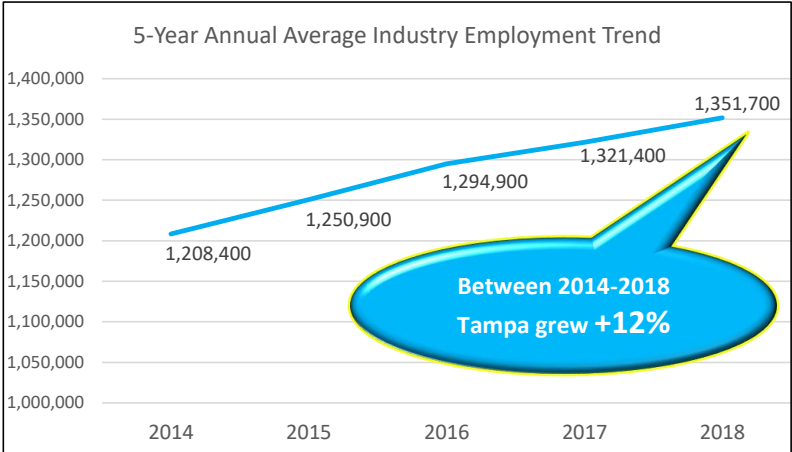
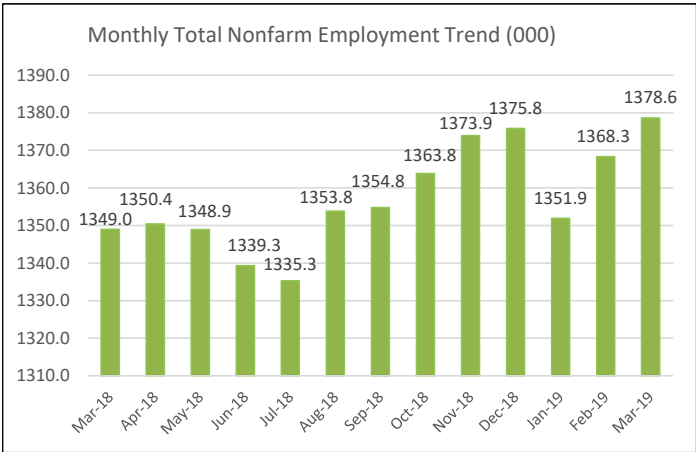
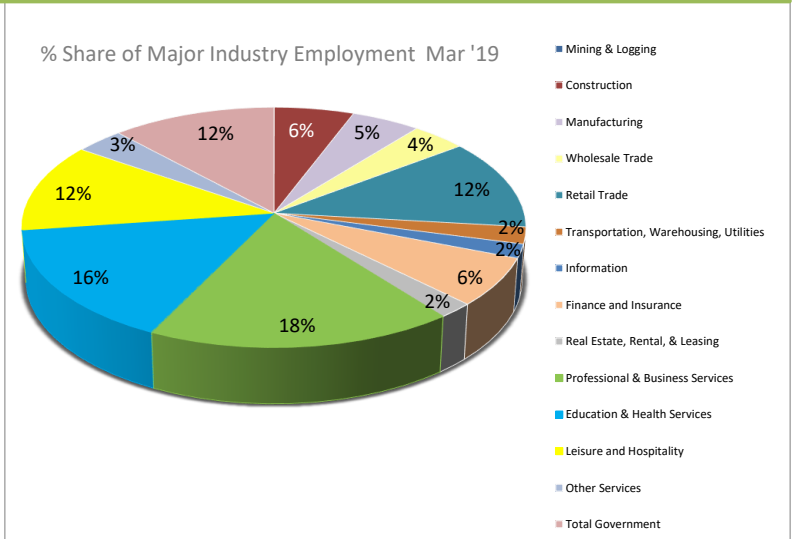


In March 2019, Tampa was among the top metro areas in the state of Florida with the largest job gains with 29,600 new jobs. The top industries gaining the most jobs over the year were professional and business services (10,900), leisure and hospitality (4,600) and education and health services (4,000). Professional and business services and education and health services account for 34% of the major industry share. Between 2014-2018 total nonfarm employment grew +12%, with the construction industry indicating the most growth of 28%.

TAMPA MSA MAJOR INDUSTRY EMPLOYMENT			
	Mar-18	Mar-19	% Chg
Mining & Logging	300	300	0.0%
Construction	77,100	81,100	5.2%
Manufacturing	66,900	68,900	3.0%
Wholesale Trade	53,100	53,600	0.9%
Retail Trade	164,500	163,400	-0.7%
Transportation, Warehousing, Utilities	30,500	31,900	4.6%
Information	25,100	25,700	2.4%
Finance and Insurance	87,900	90,800	3.3%
Real Estate, Rental, & Leasing	27,600	28,600	3.6%
Professional & Business Services	238,700	249,600	4.6%
Education & Health Services	209,800	213,800	1.9%
Leisure and Hospitality	161,200	165,800	2.9%
Other Services	46,900	47,100	0.4%
Total Government	159,400	158,000	-0.9%
Total Jobs	1,349,000	1,378,600	2.2%



Source: U.S. Bureau of Labor Statistics/Florida DEO Not Seasonally Adjusted and subject to change