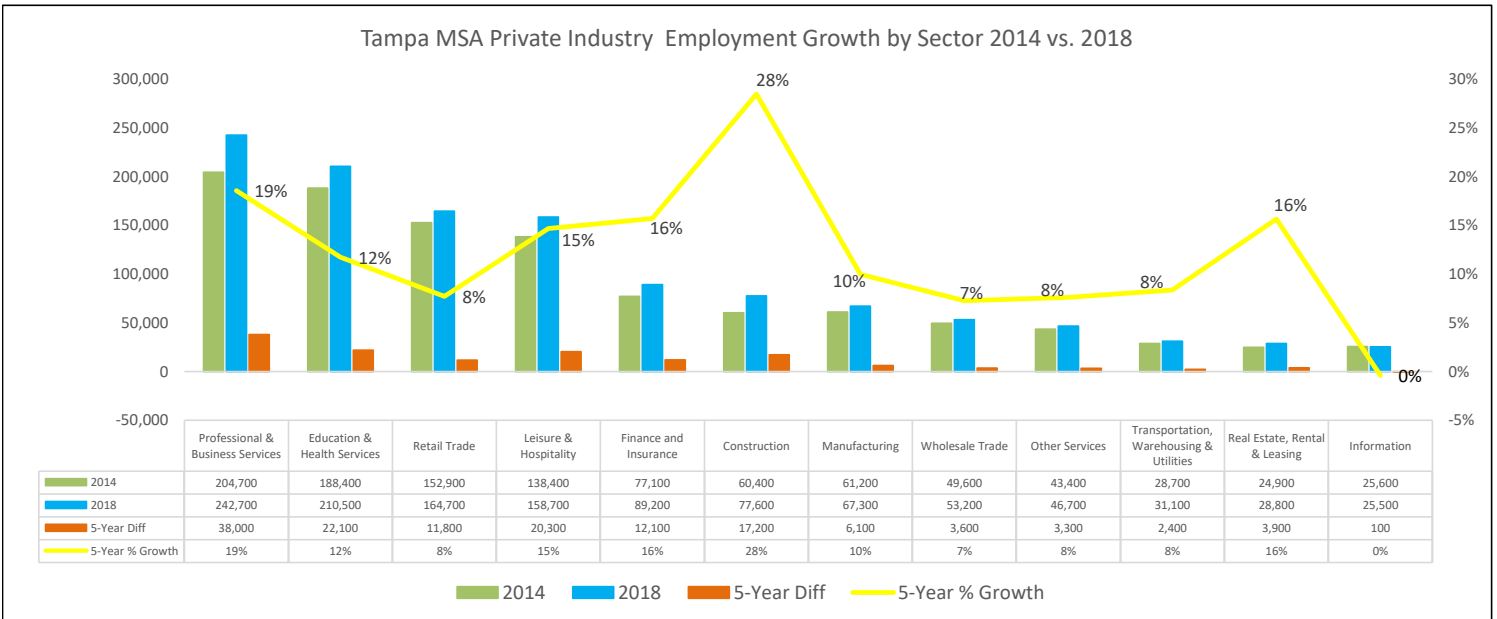
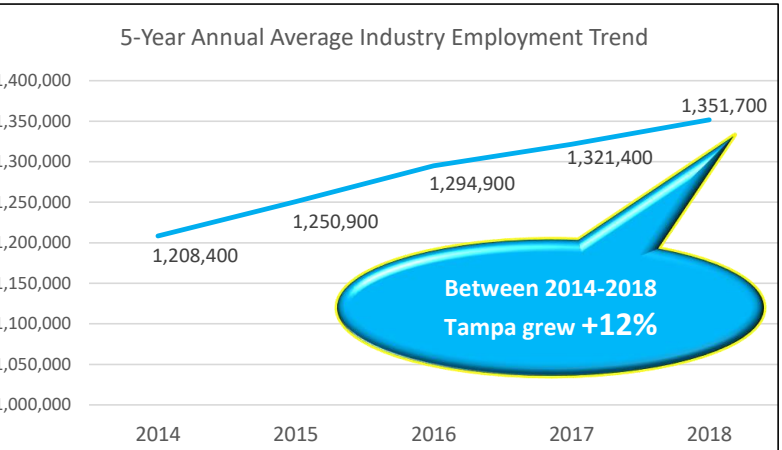
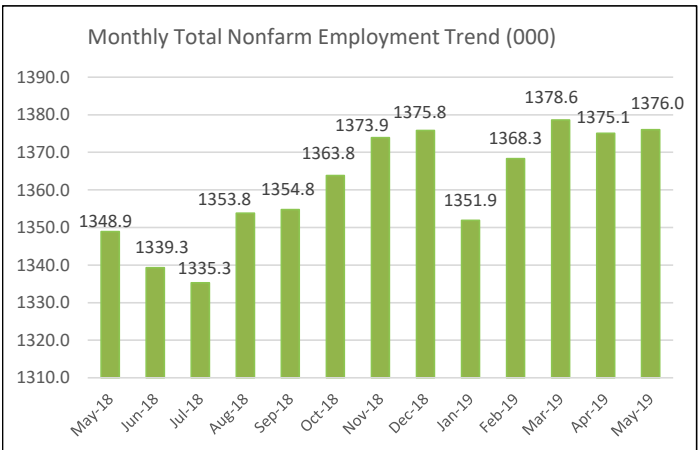
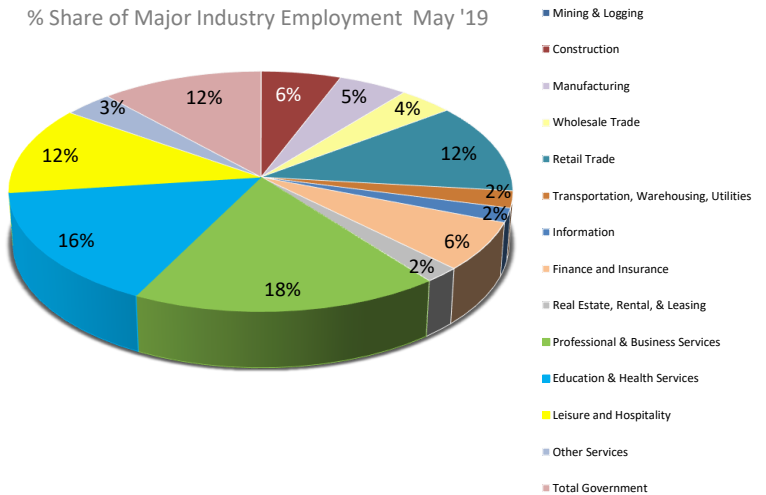


In May 2019, Tampa was among the top metro areas in the state of Florida with the largest job gains with 27,100 new jobs. The top industries gaining the most jobs over the year were professional and business services (8,200), education and health services (5,500) and construction (4,200). Professional and business services and education and health services account for 34% of the major industry share. Between 2014-2018 total nonfarm employment grew +12%, with the construction industry indicating the most growth of 28%.

TAMPA MSA MAJOR INDUSTRY EMPLOYMENT			
	May-18	May-19	% Chg
Mining & Logging	300	300	0.0%
Construction	77,200	81,400	5.4%
Manufacturing	67,000	69,100	3.1%
Wholesale Trade	53,100	52,800	-0.6%
Retail Trade	164,200	162,700	-0.9%
Transportation, Warehousing, Utilities	30,700	32,400	5.5%
Information	25,600	25,400	-0.8%
Finance and Insurance	87,900	91,500	4.1%
Real Estate, Rental, & Leasing	27,800	28,500	2.5%
Professional & Business Services	240,000	248,200	3.4%
Education & Health Services	209,900	215,400	2.6%
Leisure and Hospitality	160,900	164,500	2.2%
Other Services	47,100	47,000	-0.2%
Total Government	157,200	156,800	-0.3%
Total Jobs	1,348,900	1,376,000	2.0%



Source: U.S. Bureau of Labor Statistics/Florida DEO Not Seasonally Adjusted and subject to change