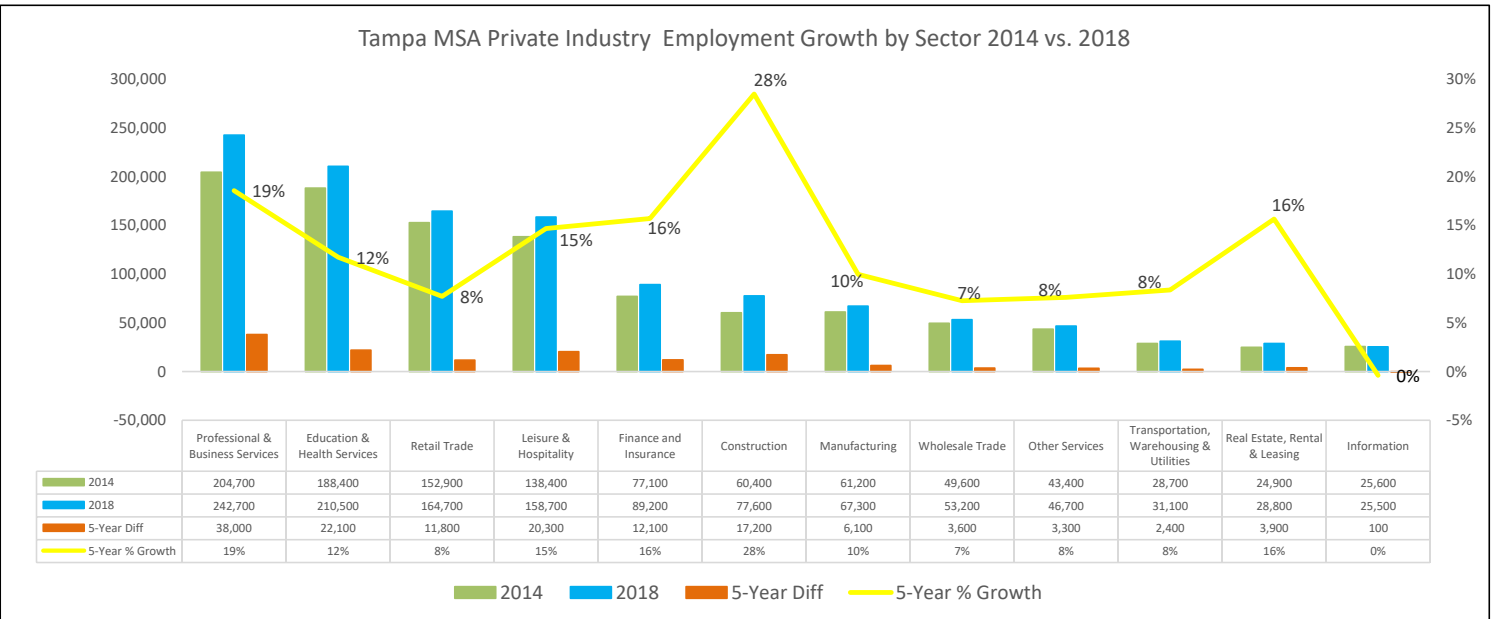
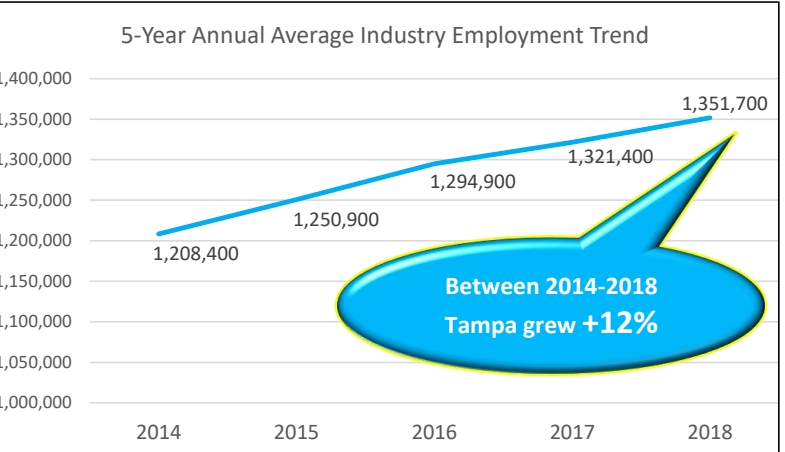
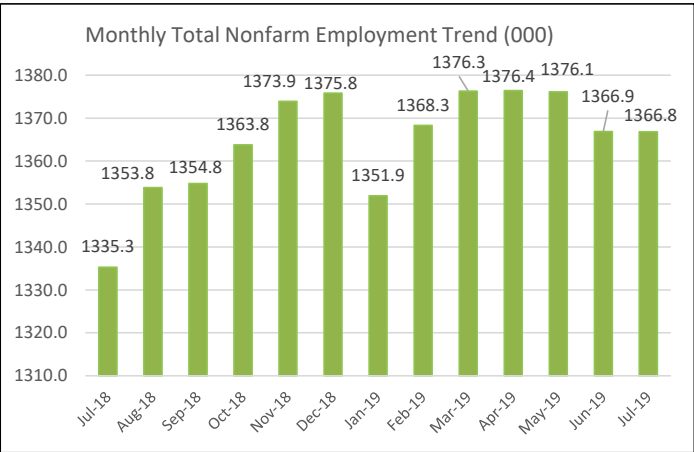
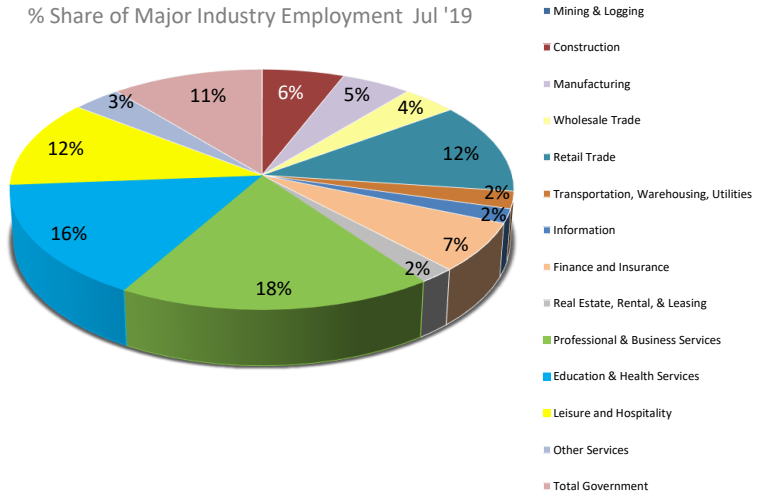




In July 2019, Tampa was among the top metro areas in the state of Florida with the largest job gains with 31,500 new jobs. The top industries gaining the most jobs over the year were education and health services (7,300), professional and business services (6,700) and construction (5,000). Professional and business services and education and health services account for 34% of the major industry share. Between 2014-2018 total nonfarm employment grew +12%, with the construction industry indicating the most growth of 28%.

| TAMPA MSA MAJOR INDUSTRY EMPLOYMENT | | | |
|--|------------------|------------------|-------------|
| | Jul-18 | Jul-19 | % Chg |
| Mining & Logging | 300 | 300 | 0.0% |
| Construction | 78,500 | 83,500 | 6.4% |
| Manufacturing | 67,200 | 68,900 | 2.5% |
| Wholesale Trade | 53,300 | 52,900 | -0.8% |
| Retail Trade | 163,000 | 162,600 | -0.2% |
| Transportation, Warehousing, Utilities | 30,900 | 32,700 | 5.8% |
| Information | 25,500 | 25,500 | 0.0% |
| Finance and Insurance | 88,800 | 92,400 | 4.1% |
| Real Estate, Rental, & Leasing | 27,900 | 28,600 | 2.5% |
| Professional & Business Services | 242,300 | 249,000 | 2.8% |
| Education & Health Services | 207,100 | 214,400 | 3.5% |
| Leisure and Hospitality | 157,500 | 162,100 | 2.9% |
| Other Services | 46,800 | 47,400 | 1.3% |
| Total Government | 146,200 | 146,500 | 0.2% |
| Total Jobs | 1,335,300 | 1,366,800 | 2.4% |



Source: U.S. Bureau of Labor Statistics/Florida DEO Not Seasonally Adjusted and subject to change