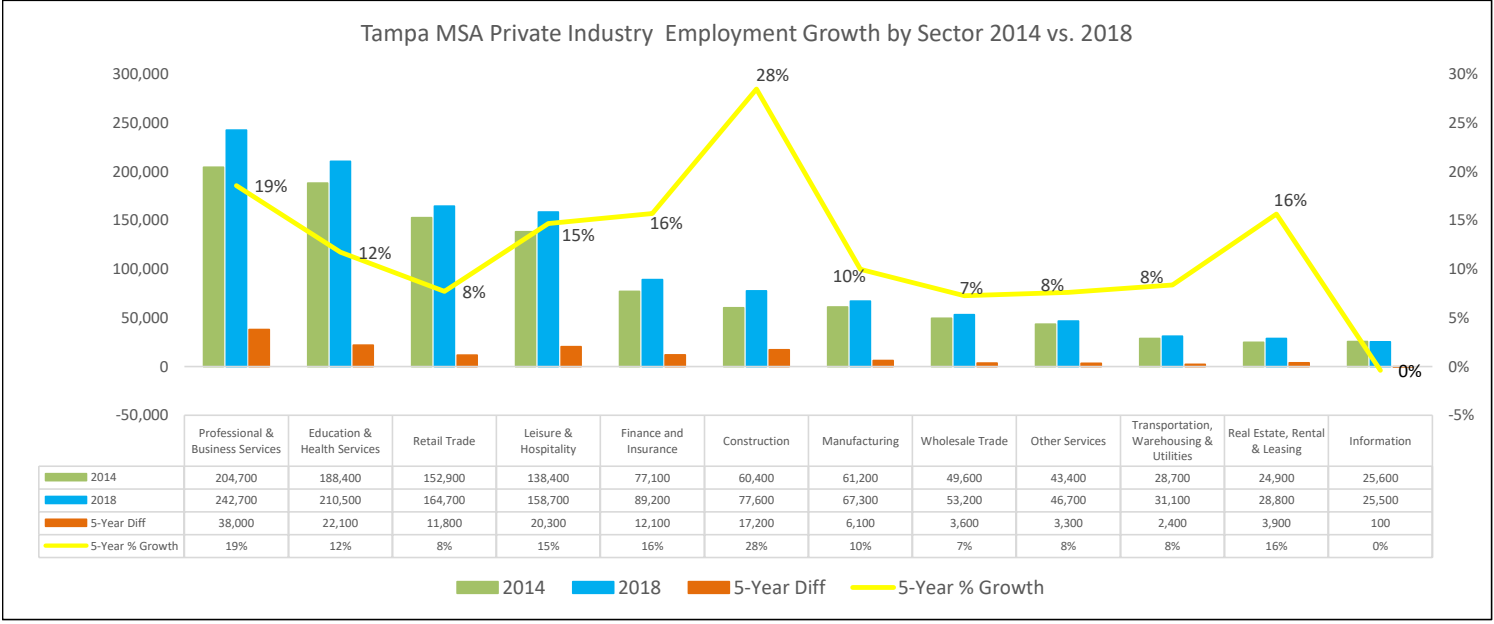
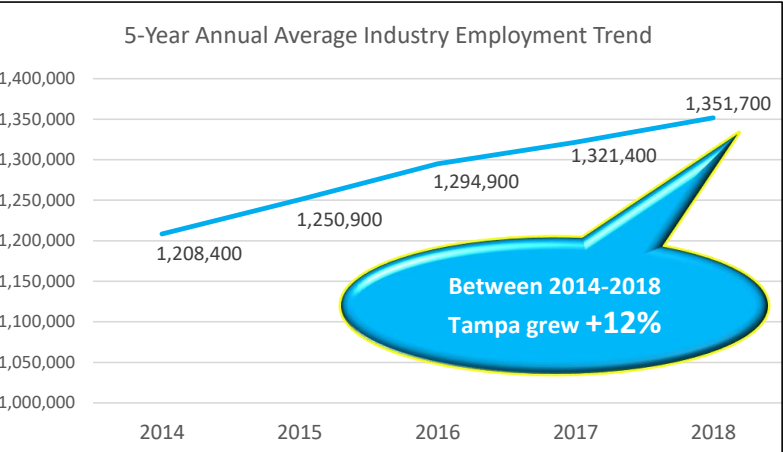
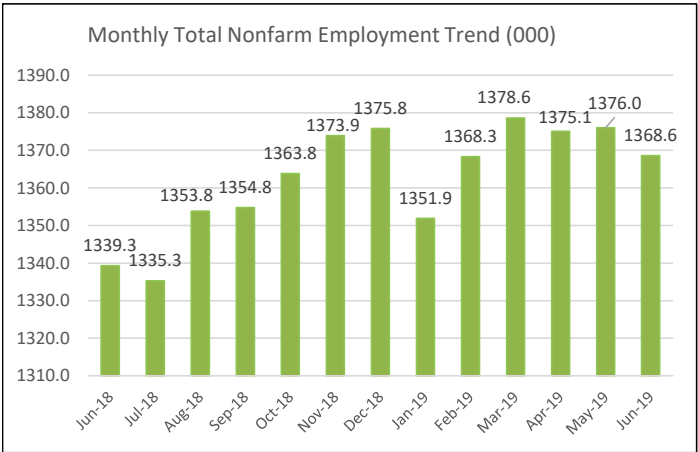
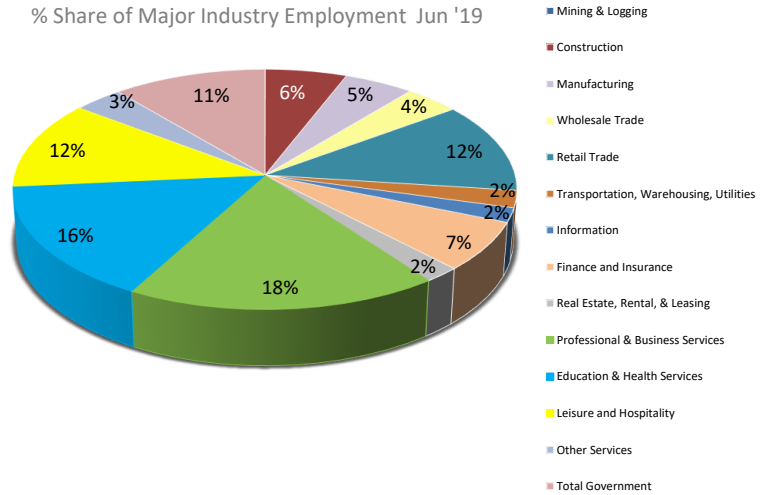


In June 2019, Tampa was among the top metro areas in the state of Florida with the largest job gains with 29,300 new jobs. The top industries gaining the most jobs over the year were professional and business services (7,200), education and health services (5,700) and construction (5,000). Professional and business services and education and health services account for 34% of the major industry share. Between 2014-2018 total nonfarm employment grew +12%, with the construction industry indicating the most growth of 28%.

TAMPA MSA MAJOR INDUSTRY EMPLOYMENT			
	Jun-18	Jun-19	% Chg
Mining & Logging	300	300	0.0%
Construction	78,400	83,400	6.4%
Manufacturing	67,200	69,300	3.1%
Wholesale Trade	53,100	52,600	-0.9%
Retail Trade	163,000	162,300	-0.4%
Transportation, Warehousing, Utilities	30,800	32,500	5.5%
Information	25,600	25,600	0.0%
Finance and Insurance	88,500	91,700	3.6%
Real Estate, Rental, & Leasing	27,900	28,300	1.4%
Professional & Business Services	241,100	248,300	3.0%
Education & Health Services	208,600	214,300	2.7%
Leisure and Hospitality	159,300	163,900	2.9%
Other Services	47,200	47,600	0.8%
Total Government	148,300	148,500	0.1%
Total Jobs	1,339,300	1,368,600	2.2%

% Share of Major Industry Employment Jun '19



Source: U.S. Bureau of Labor Statistics/Florida DEO Not Seasonally Adjusted and subject to change